

Taking Stock of the National Landscape Around Campus Sexual Assault



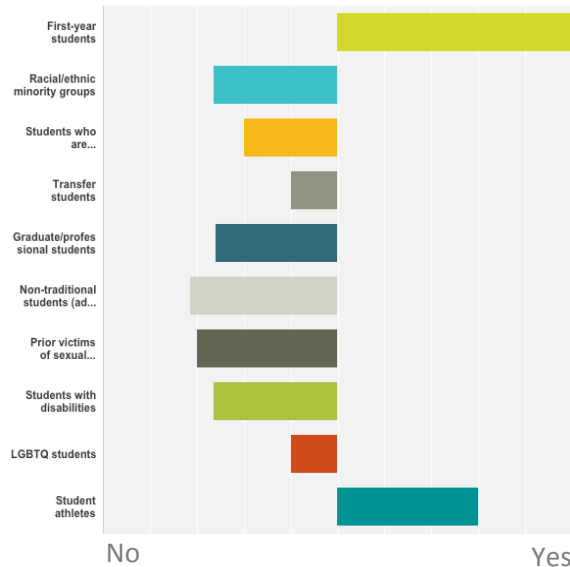
Rob Buelow
Vice President, Partner Education
rob@everfi.com

EverFi's Sexual Assault Diagnostic Inventory

Comprehensive 80-item assessment of programs, critical processes, and institutionalization

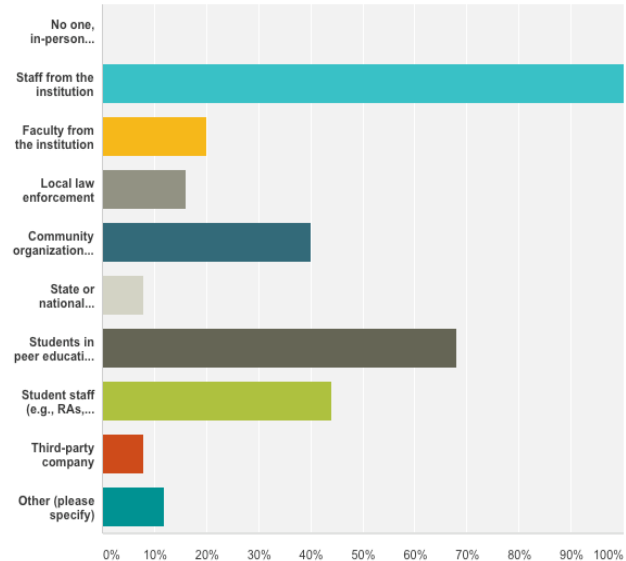
Does your institution provide specific, targeted sexual assault prevention programming for the following populations?

Answered: 30 Skipped: 5

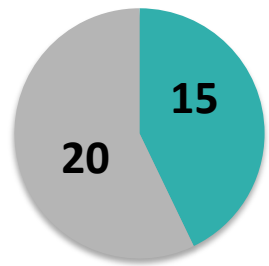
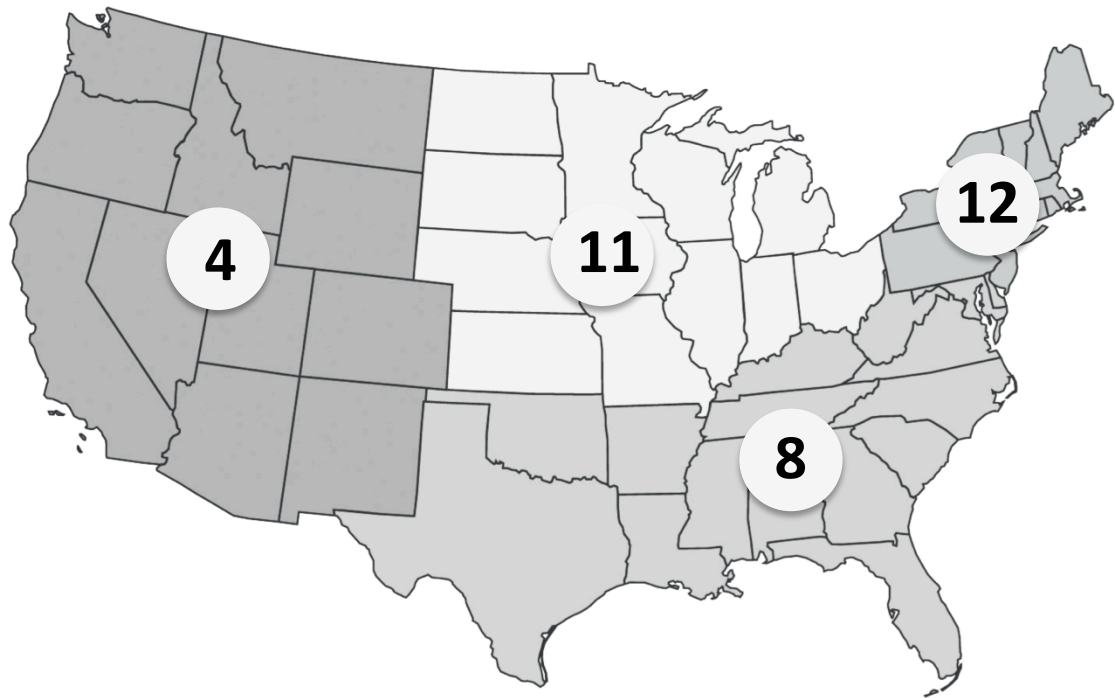


Who delivers in-person sexual assault prevention programs at your institution? (Select all that apply)

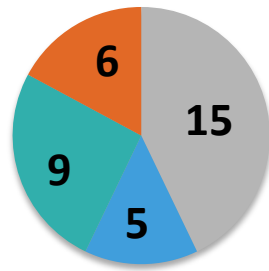
Answered: 25 Skipped: 10



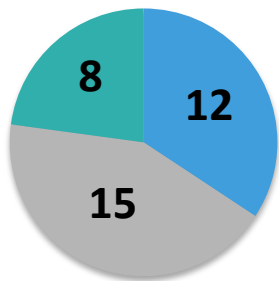
SADI Participants (n=35)



Public
Private

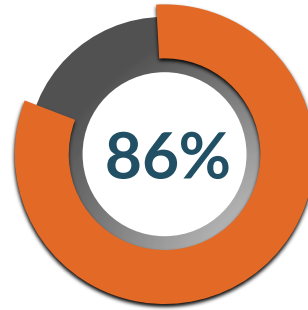


< 5k
5k-10k
10k-20k
> 20k



Urban
Suburban
Rural

Peer Education



of campuses use peer educators for prevention programming

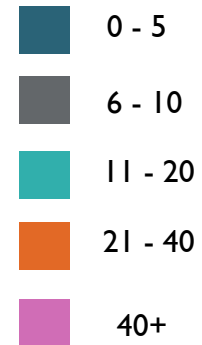
TRAINING of PEER EDUCATORS

96% provide new member training with campus professionals

66% conduct on-going training



HOURS



Specific, Targeted Prevention Programs

Does your institution provide specific, targeted programming for the following populations?

POPULATION	% SCHOOLS DOING TARGETED OUTREACH	# PROGRAM TYPES*
Graduate Students	28%	2.0
International Students	35%	2.3
Single-Sex Groups	38%	2.7
Student Organizations	42%	4.0
Transfer Students	50%	2.7
Staff/Faculty	63%	2.5
Greeks	75%	5.8
Athletes	88%	4.4
Population-Level	100%	10.2

* "Program types" indicates the number of different programmatic approaches used, not the number of times a program is offered

Who's Who in Prevention Programming

Who delivers in-person sexual assault prevention programs at your institution?
(Select all that apply)

Answer Options	Response Percent	Response Count
No one, in-person prevention programs are not offered	0.0%	0
Staff from the institution	100.0%	34
Faculty from the institution	29.4%	10
Local law enforcement	32.4%	11
Community organization (e.g., rape crisis center)	61.8%	21
State or national organization (e.g., state coalition)	14.7%	5
Students in peer education programs	82.4%	28
Student staff (e.g., RAs, orientation leaders)	58.8%	20
Third-party company	17.6%	6
Other (please specify)	11.8%	4